

TEACHING TO **TRANSFORM** NOT INFORM



vol. 2

How to Teach a Transformational
Sunday School Lesson...
STEP-BY-STEP

W. BRADLEY SIMON, PH.D.

TEACHING TO
TRANSFORM
NOT INFORM

VOLUME 2

Resources by Dr. W. Bradley Simon

1. **TEACHING TO TRANSFORM NOT INFORM 1:**
Foundational Principles for Making an Informational
Sunday School Lesson...TRANSFORMATIONAL
2. **DVD Video Companion for TEACHING TO
TRANSFORM NOT INFORM 1:** Foundational Principles
for Making an Informational Sunday School Lesson...
TRANSFORMATIONAL
3. **TEACHING TO TRANSFORM NOT INFORM 2:** How to
Teach a Transformational Sunday School Lesson...
STEP-BY-STEP
4. **DVD Video Companion for TEACHING TO
TRANSFORM NOT INFORM 2:** How to Teach a
Transformational Sunday School Lesson...
STEP-BY-STEP

When purchasing books for a group, see the
www.M2820.com store for bulk pricing.

Additional Resources

If you are training your teachers to craft and teach, high-impact, life-altering lessons, visit our website for additional resources (www.M2820.com).

TEACHING TO
TRANSFORM
NOT INFORM

VOLUME 2

How to Teach a Transformational
Sunday School Lesson...
STEP-BY-STEP


W. BRADLEY SIMON, PH.D.



© 2016 by Dr. W. Bradley Simon

All rights reserved. No part of this book may be used, reproduced or transmitted in any form or by any means, electronic or mechanical, including photocopy, recording, or any information storage and retrieval system, except in the case of brief quotations embodied in reviews and critical articles, without written permission from the publisher.

For additional companion teaching resources for this book or copyright inquiries:



M28:20, Houma, LA 70360

www.M2820.com, info@M2820.com

Printed in the United States of America

All Scripture quotations, unless otherwise noted, are taken from The Holy Bible, New International Version®. NIV®. Copyright © 1973, 1978, 1984, 2011 by Biblica, Inc.™ Used by permission. All rights reserved worldwide. www.zondervan.com

Scripture quotations in italics or bold have been added by the author for emphasis.

Simon, W. Bradley, 1962–

Teaching to **TRANSFORM** Not Inform 2: How to Teach a Transformational Sunday School Lesson...STEP-BY-STEP (Sunday School Teacher Training)

ISBN 978-1-939257-21-5 (paperback)

Subject Headings: Christian education—Teacher training. 2. Sunday schools — Teaching methods. 3. Sunday schools — Teacher training.

Cover design by Bill Foster and Dr. W. Bradley Simon

Interior design by Dr. W. Bradley Simon

*Then Jesus came to them and said, “All authority in heaven and on earth has been given to me. Therefore go and make disciples of all nations, baptizing them in the name of the Father and of the Son and of the Holy Spirit, and **teaching them to obey** everything I have commanded you. And surely I am with you always, to the very end of the age.”*

— Matthew 28:18-20

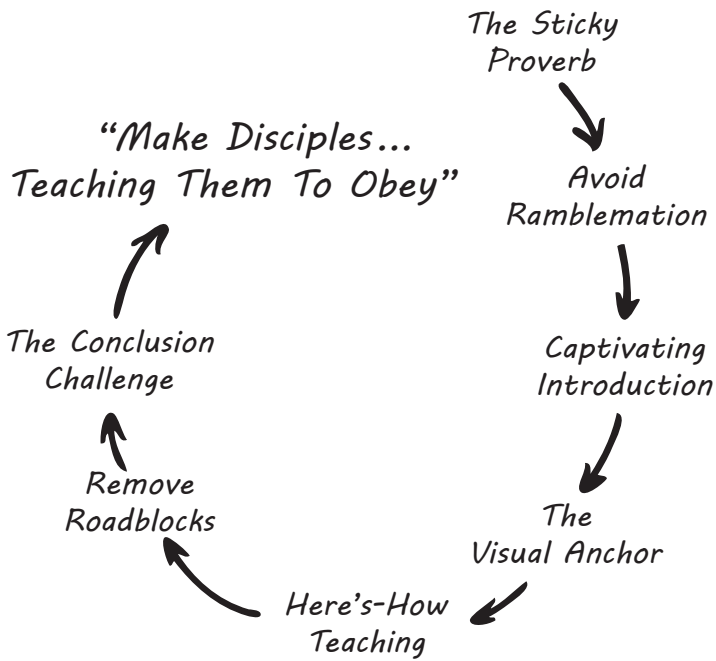


Table of Contents

Introduction	xv
1. The Seven Ingredients	17
<i>The seven ingredients that make a Bible study more transformational than informational</i>	
2. The Sticky Proverb	25
<i>Help listeners live godly lives by presenting practical, memorable, life-principles</i>	
3. Avoid Rambleation	43
<i>Transform lives with lessons focused on and centered around the Sticky Proverb</i>	
4. Captivating Introduction	63
<i>Instantly grab and hold attention by showing listeners your lesson's application and relevance</i>	
5. The Visual Anchor	87
<i>Create a lesson listeners will remember for five or ten years ... maybe a lifetime</i>	
6. Here's-How Teaching	109
<i>Teach lessons listeners can apply</i>	
7. Remove Roadblocks	127
<i>Lead listeners around the obstacles that hinder their growth</i>	
8. The Conclusion Challenge	151
<i>Encourage life-change by concluding with a clear, specific, doable challenge</i>	
Appendix: Lesson Preparation Guide	169
Appendix: Quotations	173
Host a Live Training Event	177

Chapter Outlines

CH: 1–The Seven Ingredients 17

*The seven ingredients that make a Bible study more
transformational than informational*

CH: 2–The Sticky Proverb

Help listeners live godly lives

by presenting practical, memorable, life-principles

I. Craft a Sticky Proverb for every lesson 31

A. Create a short, memorable proverbial statement
that reveals how to apply the lesson's primary truth

B. Example: "Before you do it, look around"

II. Advantages of creating a Sticky Proverb 36

A. Helps your listeners:

1. *Understand why specific information is being presented*
2. *Mentally organize the information*
3. *Rejoin the lesson after a distraction*
4. *Remember the lesson's central truth and application*

B. Helps the teacher:

1. *Identify and clarify the lesson's teaching goal*
2. *Articulate the passage's primary truth and principle*
3. *Narrow the lesson's exact direction, angle, and focus*
4. *Determine which verses need to be included or excluded*

C. Prevents Ramblementation

III. Sticky Proverb examples: 39

A. The Golden Rule

B. The Trash Can

Ch:3–Avoid Ramblamation

Transform lives with lessons

focused on and centered around the Sticky Proverb

- I. Ramblamation: a lesson's worst enemy.48
 - A. Resist the temptation to take shortcuts
 - B. Shortcuts lead to Ramblamation
- II. Avoid Ramblamation by:51
 - A. Centering your lesson around a Sticky Proverb
 - B. Clearly identifying the message's timeless truth
 - C. Clarifying the point and purpose of the lesson
 - D. Making room for life-changing principles
- III. Ramblamation examples.54
 - A. Teaching without a target
 - B. The Jewelry-Store lesson format
 - C. The Teach-and-Tip lesson format
 - D. The Teach-and-Discuss lesson format

Ch:4–Captivating Introduction

Instantly grab and hold attention by showing

listeners your lesson's application and relevance

- I. Immediately show the lesson's relevance.67
 - A. As a restaurant creates a desire to eat, your title and introduction should create a desire to listen
 - B. Instead of cute, clever, or vague titles, create titles that reveal how the lesson will change their lives
- II. Focus on issues important to listeners70
 - A. Focus on life-changing issues
 - B. Avoid irrelevant, ambiguous titles and introductions

- III. First wake them, then tell them why they should stay awake72
 - A. Reveal the lesson's relevance in the introduction
 - B. But first, wake them up
 - C. Then, specifically tell them why they should listen
- IV. Don't start with...76
 - A. ... a series of semi-related questions
 - B. ... a history, theology, or Greek lesson
 - C. ... small talk
 - D. ... an interesting story, illustration, or video clip that fails to create a desire to listen to the remainder of the lesson
 - E. ... an apology
 - F. ... a long, drawn-out introduction
- V. Begin with why listeners should listen82

CH: 5–The Visual Anchor

*Create a lesson listeners will remember
for five or ten years ... maybe a lifetime*

- I. Connect your Sticky Proverb to a Visual Anchor . . .92
- II. For truths that need to be remembered, give a picture; for everything else, abstract truths work just fine. .93
- III. Characteristics of a good Visual Anchor.95
 - A. Concrete
 - B. Previously known
 - C. Ridiculous, crazy, impossible, illogical, absurd
 - D. Disproportionate
 - E. Exaggerated
 - F. Animated

IV. A few Visual-Anchor teaching tips	101
A. Know your audience	
B. Don't let your comfort zone limit your presentation	
V. The stepping-stone example	102

Ch: 6—Here's-How Teaching

Teach lessons listeners can apply

I. Include explanation and application	113
A. Explain the original meaning of the biblical text	
B. Clarify the timeless truth	
C. Apply it to today's culture	
II. Give explicit application, not ambiguous You-Should exhortations	114
III. Become a Here's-How teacher, not a "You-Should" teacher	116
A. You-Should teachers give a quick, vague application tip, then move on	
B. Here's-How teachers explain the timeless truth and demonstrate how it can be applied	
C. You-Should teachers may depend on guilt	
D. Here's-How teachers depend on the Holy Spirit	
IV. Correct, rebuke, and encourage with "great patience and careful instruction"	119
V. Prove that what you are saying is the same thing the Bible is saying	121
A. Prove that your application is biblically oriented	
B. Proof-texting and topical teaching often lack proof	
VI. Exclude topics not directly related to your Sticky Proverb	124
A. Omit semi-related information even if it is interesting, educational, or funny	

- B. Include that which directly supports the Sticky Proverb

CH: 7–Remove Roadblocks

Lead listeners around

the obstacles that hinder their growth

- I. Don't assume "understanding" truth is the same thing as personally "accepting" it 131
 - A. Most truths make it onto the Scratchpad; fewer make it into the heart
 - B. Placing truth onto the Scratchpad is easy; transferring it to the heart is hard
- II. Do roadblocks matter? 133
 - A. For informational teachers, "No"
 - B. For M28:20 transformational teachers, "Yes!"
- III. Be willing to deal with the nitty-gritty of life . . . 134
- IV. Help listeners biblically remove roadblocks . . . 136
 - A. Identify what the Bible is asking listeners to change
 - 1. *List changes related to the head*
 - 2. *List changes related to the heart*
 - 3. *List changes related to the hands*
 - B. Identify roadblocks that may impede this change
 - 1. *Identify roadblocks during your preparation time*
 - 2. *Focus on gray areas people struggle with rather than black-and-white generalities*
 - 3. *Identify additional roadblocks during the lesson*
 - C. Determine how to biblically remove each roadblock

V. Common roadblocks to be aware of	142
A. Unaware of how to change	
B. Biblically true, but practically false	
C. Procrastination, indecision, etc.	
D. Comfortable with the status quo	
E. Nitty-gritty life experiences	
F. Group identification	
VI. The house-building allegory.	147

CH:8—The Conclusion Challenge

*Encourage life-change by concluding
with a clear, specific, doable challenge*

I. Take time to craft the conclusion	155
II. Summarize the main points, application, and steps needed to remove roadblocks	156
III. Deliver a challenge that can be accepted.	156
A. Don't fear giving a challenge	
B. Encourage commitment during the conclusion	
C. Remove the option of not making a decision	
D. Be clear and specific	
E. Challenge as many different groups as possible	
F. Avoid cliché challenges	
G. Ensure the challenge is doable or attainable	
H. Encourage them to take the next step	
I. Make the commitment for a reasonable length of time	
J. Include a start and stop time	
IV. Give listeners time to commit	165
V. Last words	166

Introduction

In Matthew 28:19–20, Jesus gives teachers a clear and concise teaching goal: “*Therefore go and make disciples ... teaching them to obey everything I have commanded you.*” He does not say, teach people *what* to obey or even *how* to obey; rather, Jesus says, “*make disciples ... teaching them **to obey**.*” As a result, Jesus makes life-altering transformation (not simply information or explanation) our primary teaching goal.

Consequently, the *Teaching to **TRANSFORM** Not Inform* series focuses on showing you how to turn informationally or educationally oriented Bible lessons into life-altering transformational ones. You will learn how to teach not only the head but also the heart which results in changed lives. You will learn how to integrate transformational principles throughout your teaching so you can fulfill the Great Commission as a Bible teacher.

In the first book in this series, *Teaching to **TRANSFORM** Not Inform 1: Foundational Principles for Making an Informational Sunday School Lesson... Transformational*, you will discover the biblical principles, attitudes, priorities, and goals that will help you maximize your impact as a teacher. As you work through additional books in this series, they will build upon previous ones giving you a linear path for developing more and more advanced teaching skills. For example, this second book, builds

upon the foundation presented in the first book and gives you a simple, practical, step-by-step process for how to develop and teach a Bible lesson that changes hearts and transforms lives.

1

The Seven Ingredients

The seven ingredients that make a Bible study more transformational than informational

*Do your best
to present yourself to God
as one approved, a workman
who does not need to be ashamed and
who correctly handles the word of truth.*

— 2 Timothy 2:15

SPOTTING A TRANSFORMATIONAL TEACHER is fairly easy to do. Amongst other things, they quickly gain and hold attention, clearly explain the text, help listeners remove internal roadblocks, and then challenge them to accept and apply the truth to their lives. As a result, listeners' beliefs, thoughts, attitudes, hopes, dreams, priorities, values, and actions change over time. It is no wonder why God considers their ministry within the church to be of vital importance. Look at what Paul tells us in Ephesians:

It was he who gave some to be apostles, some to be prophets, some to be evangelists, and some to be pastors and teachers, to prepare God's people for works of service, so that the body of Christ may be built up until we all reach unity in the faith and in the knowledge of the Son of God and become mature, attaining to the whole measure of the fullness of Christ.

— Ephesians 4:11–13

Even though spotting a transformational teacher is fairly easy to do, becoming one is more difficult because it involves integrating several different teaching principles at the same time. For the casual observer, the teaching process appears to be straightforward: people come in, sit down, listen to some inspirational teaching, leave, and have their lives changed over time. Seems simple enough. However, what they don't realize is the simpler the lesson

appears and the more impact it has in people's lives, the more skillfully the teacher has integrated teaching principles throughout the entire lesson. When done correctly, teaching principles are invisible and the lesson just works. When done incorrectly, the teaching process comes to a grinding halt.

Let's look at a common example. Have you ever noticed how some teachers can ask a question and everyone just sits there? Answers are given, but often just to alleviate the awkward silence. On the other hand, other teachers can ask a question, and it is difficult to get a word in edgewise because everyone is trying to give their opinion.

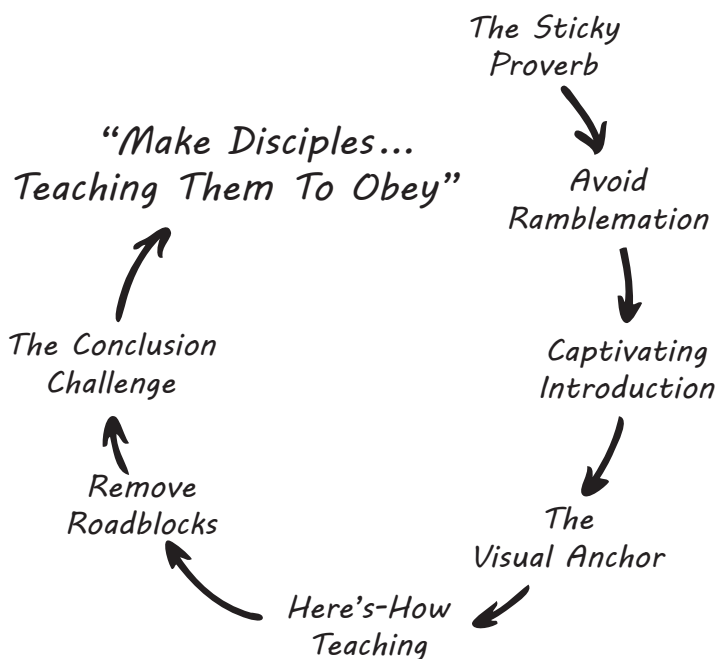
What makes the difference? Why did one teacher's question result in an awkward silence while the other sparked a ten-minute discussion? It all comes back to the teacher's ability to integrate teaching principles invisibly and effectively. Few, if any, probably noticed how the teacher directed the class discussion to prepare them for the upcoming, carefully crafted question. The class just assumed everyone was talkative that day. Everyone experienced the effect, but few realized the cause. To fully understand how it happened, you usually can't just watch the teacher in action; rather, most of the time, you need someone to point out what the teacher did, why it was done, and how it affected listeners.

And, of course, that is the goal of this series of seminars: to point out some of the most effective teaching principles you can use, why and when you should use

them, and how they will impact your listeners. Within this book, we will look at the goal and purpose of seven of the most important teaching principles you should include in every lesson. In advanced books/seminars, we will discuss additional teaching principles along with methods and techniques you can use to integrate them into your lesson. The seven principles we will cover in the following chapters are as follows:

1. **Sticky Proverb:** A short, memorable proverb that clearly states the passage's central truth and application.
2. **Rambleation:** Transform lives with lessons focused on and centered around the Sticky Proverb.
3. **Captivating Introduction:** Instantly grab and hold attention by connecting listeners to the lesson's application and relevance.
4. **Visual Anchor:** The visual, concrete image, object, story, illustration, analogy, example, metaphor, testimony, or real-life situation that depicts the lesson's Sticky Proverb in a ridiculous, crazy, impossible, illogical, absurd, disproportionate, exaggerated, or animated way.
5. **Here's-How Teaching:** The thorough, applicable explanation of the biblical text that directly supports the Sticky Proverb.

6. **Roadblocks:** The challenges, experiences, misunderstandings, justifications, rationalizations, and objections the teacher helps listeners remove so they can integrate the truth into their life.
7. **The Conclusion Challenge:** Summary of the most important points and the challenge to apply them.



Leading a teacher training seminar?

If you believe the teachers within your church would benefit from the *Teaching to **TRANSFORM** Not Inform* series, consider leading them in a study using the books within the series. See the store at www.M2820.com for bulk pricing.

Another possibility includes hosting a live *Teaching to **TRANSFORM** Not Inform* conference at your church. Our goal is to train teachers to fulfill the Great Commission through their teaching ministry at no cost to your church or organization. This is possible when a few different churches participate in the training. To see how this works, see our website or call the number listed on our website.

2

The Sticky Proverb

*Help listeners live godly lives
by presenting practical, memorable, life-principles*

*It was he who gave some to be ... pastors
and teachers, to prepare God's people
for works of service, so that the body of
Christ may be built up.*

— Ephesians 4:11–12

Appendix: Quotations

*A Sticky Proverb is a
short, memorable, proverbial rule-of-thumb
that shows listeners how to use
biblical principles to make daily decisions.*

.....

*A lesson is not
the presentation of a series of related topics;
rather, it is the explanation, expansion, proof, support,
illustration, and application of the primary, central truth,
namely, the Sticky Proverb.*

.....

*The Sticky Proverb prevents
explanation without a destination,
arrows without a target.*

.....

*Before preparing or teaching,
clearly identify the God-given quest
the lesson will pursue.*

.....

*Without a commitment to explain, prove,
and apply a specific timeless truth,
it is easy to wander from verse to verse
displaying that which scintillates the most.*

.....

*A scattering of tips
is unable to explain, prove, illustrate, or
integrate any specific central point
into listeners' lives.*

.....

*Wandering disjointed discussions
lead to lively dialogue,
but fail to change views, beliefs and lives.*

.....

*Immediately connect listeners to the lesson
by sharing its interesting, relevant,
specific, life-changing truths.*

.....

*As the sights and smells in a restaurant
create a desire to eat,
develop a title and introduction
that creates a desire to listen.*

.....

*God is responsible for the substance;
we are responsible for the presentation.*

.....

*First, tell them why they should listen,
then they will be ready to hear what
the Bible says about the topic
that now has their interest.*

.....

*The goal of the introduction
is NOT to introduce the lesson, but
to create a huge desire to listen
to the remainder of the lesson.*

.....

*The goal of the introduction
is to CREATE A DESIRE TO LISTEN;
then you have the rest of the lesson
to say everything else.*

.....

*If you want listeners to remember your lesson,
give them a picture;
if you don't mind them forgetting,
abstract truths work just fine.*

.....

*Effective teachers constantly expand the
circle representing their teaching style
and teach outside of that circle
on a regular basis.*

.....

*Reading a verse
is not the same thing as explaining a verse
and to explain a verse,
you must do more than read it.*

.....

*Instead of including all you learn,
learn what to include.*

.....

*Therefore, since we are surrounded
by such a great cloud of witnesses,
let us throw off **everything that hinders**
and the sin that so easily entangles,
and let us run with perseverance
the race marked out for us.*

—Hebrews 12:1

.....

*Help listeners be decisive
by clarifying that no decision is
the same as a NO decision and
that postponing the decision is
the same as disobeying.*

*Basically, you want to remove the option
of not making a decision.*

.....

*Specific explicit challenges result in transformation,
whereas cliché challenges only bring frustration.*

.....

*Transformation is not a string of weekly leaps
but a progression of daily steps.*

.....

Develop Transformational Teachers

*Teaching to **TRANSFORM** Not Inform 1: Foundational Principles for Making an Informational Sunday School Lesson...* **TRANSFORMATIONAL**

People visit Bible studies they are invited to, but they join the ones that center around life-altering teaching. They join classes whose teachers are committed to making disciples, not by “teaching them the Bible,” but by “teaching them to obey the Bible” (Matthew 28:20).

The series, *Teaching to **TRANSFORM** Not Inform*, equips teachers to change informationally or educationally oriented lessons into life-altering transformational lessons. It reveals how to teach not only the head but also the heart, which results in changed lives.


Satisfaction Guaranteed: We give a full, hassle-free, money-back guarantee for all our products. If you aren’t completely satisfied, by all means, please return the item within 60 days for a prompt, courteous, and full refund. Absolutely no risks for you! Call now and get started.

Additional Resources:

- **DVD Video Companion for Teaching To **TRANSFORM** Not Inform Vol.1:** In this companion DVD, Dr. Simon leads your teachers through this series helping them become transformational teachers.
- **Extra Books** (ISBN: 978-1-939257-11-6)

Get Started Today ...

To order books & DVDs for a group, see www.M2820.com for bulk pricing.



Grow Your Sunday School Classes

Teaching to TRANSFORM Not Inform 2: How to Teach a Transformational Sunday School Lesson... STEP-BY-STEP

In Matthew 28:19–20, Jesus gives teachers a clear and concise teaching goal: *“Therefore go and make disciples ... teaching them to obey everything I have commanded you.”* He did not say, teach people *what* to obey or even *how* to obey; rather, Jesus said, *“make disciples ... teaching them TO OBEY.”* As a result, he made life-altering transformation (not simply information or education) our primary teaching goal.

If you desire to fulfill the Great Commission through your teaching ministry, this book will place at your fingertips a simple, practical, step-by-step process for how you can teach life-altering lessons that use information and explanation to bring about transformation in your listeners’ lives.


Additional Resources:

- **DVD Video Companion for Teaching to TRANSFORM Not Inform Vol.2:** In this companion DVD, Dr. Simon leads your teachers through this series helping them become transformational teachers.

- **Extra Books** (ISBN: 978-1-939257-21-5)

Get Started Today ...

To order books & DVDs for a group, see www.M2820.com for bulk pricing.



Host a Live Training Event

If you are interested in hosting a live *Teaching to **TRANSFORM** Not Inform* training seminar for teachers in your church and/or area, visit www.M2820.com and request additional information.

Each seminar can be tailored to fit the specific needs of your church or group.

